

KM 70/20 C 2SB

Compact push sweeper for indoor and outdoor use with two side brushes. 7 x faster than using a broom, and with dramatically better results.



Order no.

1.517-107.0

- Roller brush driven by both wheels
- 3x adjustable push handle
- Continuously adjustable roller brush and side brushes

Technical data

| | | |
|-----------------------------------|-------------------|-------------------|
| EAN code | | 4039784718036 |
| Drive type | | manual |
| Max. Area Performance | m ² /h | 3680 |
| Working width | mm | 480 |
| Working width with 1 side brush | mm | 700 |
| Working width with 2 side brushes | mm | 920 |
| Container capacity gross/net | l | 42 / 20 |
| Weight (with accessories) | kg | 23 |
| Weight, ready to operate | kg | 26 |
| Weight incl. packaging | kg | 27.8 |
| Dimensions packaging (L x W x H) | mm | 795 / 400 / 935 |
| Dimensions (L x W x H) | mm | 1300 / 765 / 1035 |

Equipment

| | |
|-------------------------|---|
| Fine dust filter | ■ |
| Manual sweep drive | ■ |
| Adjustable roller brush | ■ |
| Fold-down push handle | ■ |
| Dustpan principle | ■ |
| Outdoor applications | ■ |
| Indoor applications | ■ |

■ Included in delivery.



Main roller brush drive

- The main roller brush is driven by both wheels – for excellent cleaning results even in tight corners.



Adjustable push handle




- Excellent ergonomics due to triple adjustment option.
- Foldable for space-saving parking.



Large dirt container

- Ergonomic container grip for easy handling and emptying.

EQUIPMENT FOR KM 70/20 C 2SB 1.517-107.0



| | Order no. | Description | |
|--|---------------|---|-------------------------------------|
| MAIN ROLLER BRUSHES | | | |
| Standard main roller brushes | | | |
| Standard roller brush | 1 6.906-041.0 | Tough standard roller brush with moisture-proof universal bristles for normal soiling on all surfaces. Extremely durable. | <input checked="" type="checkbox"/> |
| Main roller brush - Soft/natural | | | |
| Main roller brush, soft/ moisture-proof | 2 6.903-995.0 | Sweeps fine dust on all surfaces indoors and outdoors | <input type="checkbox"/> |
| Main roller brush, hard | | | |
| Main roller brush, hard | 3 6.903-999.0 | For the removal of stubborn dirt outdoors | <input type="checkbox"/> |
| SIDE BRUSHES | | | |
| Standard side brushes | | | |
| Spare parts set side broom | 4 2.884-935.0 | | <input checked="" type="checkbox"/> |
| FILTERS | | | |
| Foam filter | | | |
| Filter element | 5 5.731-642.0 | Plastic filter, water-resistant, washable, reduces maintenance costs. | <input checked="" type="checkbox"/> |
| OTHER ACCESSORIES FOR SCRUBBER DRYERS | | | |
| Cleaning tool kit accessories | | | |
| ABS bulk waste gripper | 6 2.640-908.0 | For picking up refuse. | <input type="checkbox"/> |

■ Included in delivery. □ Available accessories.